



**RMB Tracker**  
January 2018

**RMB internationalisation:  
Where we are and what we can  
expect in 2018**



# Contents

Foreword	3
1. Looking back at 2017	6
A. Belt and Road Initiative – More to come	6
B. Bond Connect – A major breakthrough of China's onshore bond market	6
C. RMB as a reserve currency – Not significant yet	7
D. Digital acceleration – Impressive pace	7
2. 2017 by the numbers	8
A. Top offshore centres rankings – Hong Kong super intermediary	8
B. Currency activity share – It's still a dollarised world	9
C. RMB in the FX Market – More than promising	10
3. Transacting with China and Hong Kong	12
4. What can we expect in 2018?	14

---

## SWIFT

Leah Capili  
Sarah L'Ortye  
Laetitia Moncarz  
Michael Moon  
Sam Romilly  
Astrid Thorsen  
Eric Yang

---

## Note to the reader

Please note that RMB and CNY are mentioned in this analysis. The renminbi, RMB in the short form, is the official currency of the People's Republic of China.

The yuan is the basic unit of the renminbi, but is also used to refer to the Chinese currency generally.

CNY is the ISO code for renminbi.



**Alain Raes**  
Chief Executive, APAC & EMEA, SWIFT

I am delighted to present a special edition of the SWIFT RMB Tracker, reviewing the latest progress made by the currency in 2017. The tracker presents a monthly ranking and weighting of the renminbi (RMB) compared to other currencies worldwide. This special edition presents a broader analysis looking at other currencies usage but also initiatives, projects and trends impacting RMB internationalisation.

In this paper, we present major milestones on the way to RMB internationalisation and examine the shifting usage of different global currencies. Despite the growing importance of China in the global economy and the various strategic measures put in place by China to support its currency, RMB usage remains low and the pace of adoption remains lower than expected.

This report uses full year 2017 statistics and analysis from SWIFT. It also includes a summary of the functionalities and services available via Bond Connect, China's new mutual market access scheme that allows investors from Mainland China and overseas to trade in each other's respective bond markets.

RMB internationalisation is highly impacted by major trends such as:

- the emergence of a cashless society mainly driven by the digital giants Alipay and WeChat Pay;
- the far-reaching Belt & Road Initiative;
- the globalisation of Chinese banks and their adoption of SWIFT gpi; and
- the progress of China's Cross-border Interbank Payment System (CIPS).

Despite these trends, there are a number of critical success factors necessary for widespread adoption of the RMB, including:

### **Pervasive connectivity**

RMB internationalisation needs to be supported by a pervasive connectivity. This means not only do payments in RMB need to be simplified, but also access to bond and stock markets for international investors. Currently, these are supported by China's Cross-border Interbank Payment System (CIPS) and the recently launched Bond Connect and Stock Connect ("Connects") schemes, respectively.

Additionally, Chinese banks, which now rank amongst the world's largest, are providing far reaching cross-border payment services through SWIFT gpi, making RMB payments faster, with full transparency of fees and end-to-end traceability.

### **Optimised products and services**

Financial institutions will need to continue optimising products and services for their customers to support further growth. Tools such as business intelligence, clearing code reference data, messaging conversion and networks form part of the foundation for growing the global footprint of the RMB. For example, CIPS membership information is now available in SWIFT's reference data platform, SWIFTRef, which will enable easy access to CIPS data, thus facilitating transactions between China and the rest of the world.

### **Community engagement and standards**

A global currency requires ongoing industry focus on efficiency, automation and global message standardisation. The adoption of ISO 20022 messaging standard by CIPS will definitively support RMB internationalisation. As part of this journey, compliance with local and global regulations is ever more important.

The global economic landscape is shifting and China's strategy, along with the RMB, has a role to play. Though the two are not fully aligned yet, there is opportunity for China to use the RMB as a currency for upcoming infrastructure projects expected as part of the Belt & Road Initiative.

I hope you find this special edition of the SWIFT RMB Tracker insightful.

## Key highlights

# 75.68%

Hong Kong remains the largest RMB clearing centre with 75.68 percent activity share.

# 1.61%

The RMB share as international payments currency is 1.61 percent when looking at domestic and cross-border payments. The activity share is lower (0.98 percent) if looking at cross-border payments only and excluding intra Eurozone payments.

# #1

RMB is the #1 currency with respect to currency pairs not settled in CLS.

# 22

Twenty two Chinese banks are on SWIFT gpi, making RMB payments faster, transparent in terms of fees, and fully traceable.

# 97.08%

As of December 2017, the prominent role of the CNY/USD pair has not changed: 97.08 percent of RMB trading is against the USD and there is no substantial liquidity in any other RMB pair.

# 80.47%

80.47 percent of payments where the ultimate beneficiary is in China or Hong Kong are in USD.

## Looking back at 2017

While usage of the RMB for payments and trade has continued its downward trend in 2017, China undertook a number of initiatives that position it well for future growth.

### Belt and Road Initiative – More to come

The One Belt One Road (OBOR) initiative, renamed the Belt and Road Initiative (BRI) more recently, was launched by China in 2013 as a plan to expand trade links between Asia, Africa and Europe. Four years on, more than 100 countries and international organisations are participating in the BRI. To accelerate the programme, Chinese president Xi Jinping pledged \$124 billion at the Belt and Road Forum in May 2017. “Trade is the important engine of economic development,” Mr Xi said by way of explanation<sup>1</sup>.

The BRI is considered crucial by the government of People’s Republic of China who decided to add BRI to its constitution at the Party Congress in October 2017. The addition includes steps to “follow the principle of achieving shared growth through discussion and collaboration” and “to pursue the Belt and Road Initiative”<sup>2</sup>.

BRI is already resulting in tangible projects in ASEAN region and other regions. Construction of a project linking China’s border to Vientiane is progressing, for instance, as part of a programme by Yunnan province to construct an international transport corridor connecting China with neighbouring countries and develop greater economic cooperation in the Greater Mekong sub-region. Projects presented at a recent Belt and Road Summit organised by the Hong Kong Trade Development Council ranged from plans for road construction in Djibouti to hydroelectricity power plants in Indonesia<sup>3</sup>.

As DBS Bank also noted, foreign policy also plays a part in BRI projects. China will likely put extra effort into projects in countries such as Pakistan and Malaysia, which according to DBS, are easier to execute and can enhance the diplomatic relationships. Projects that China could speed up in 2018 include building the Jakarta-Bandung high-speed railway, building the Addis Ababa-Djibouti railway and the Hungary-Serbia railway, expanding the Melaka Gateway project in Malaysia, and upgrading the Gwadar port in Pakistan. “The goal is to elevate the global influence of China via the Eurasia integration strategy,” DBS explained<sup>4</sup>.

### Bond Connect – A Major Breakthrough of China’s Onshore Bond Market

This section was provided by Julien Martin, General Manager - Bond Connect Company Ltd & Managing Director at Hong Kong Exchange.

Bond Connect has been gathering momentum since its launch on 3 July 2017 to offer China Interbank Bond Market (CIBM) access to a broader group of international investors. The scheme’s participants have welcomed its streamlined and simplified admission procedure and other access benefits.

As of end of December 2017, 247 overseas investors from 18 countries are approved under Bond Connect. Total foreign holdings of the domestic debt securities in CIBM increased significantly from RMB 842.5 billion to a record level of RMB 1,147.4 billion as of 31 December 2017, an increase of 36 percent in the six months since the launch of Bond Connect.

The innovations under Bond Connect are manifested in the areas of market admission in pre-trade, price discovery and efficiency in trading, and settlement arrangements in post-trade. It effectively connects the Mainland bond market with international practices, at lower access costs and higher market efficiency.

#### Pre-trade: market admission

Overseas investors can submit bilingual applications and there is no investment quota (unlike the QFII and RQFII schemes).

#### Trading: price discovery and efficiency

Under Bond Connect, investors have access to CIBM cash bonds in both primary and secondary markets, through a trading link established between recognised access platforms and CFETS.

#### Post-trade: nominee holding structure with fully-secured holding

Bond Connect establishes a settlement link between onshore and offshore central securities depositories – China Central

Depository & Clearing Co, Ltd (CCDC) along with Shanghai Clearing House (SCH) in Mainland, and HKMA’s Central Moneymarkets Unit (CMU) in Hong Kong.

Through Bond Connect, Hong Kong could become a convenient window for overseas investors to gain access to the Mainland bond market. This further reinforces Hong Kong’s position as an offshore RMB centre, fosters the building up of an ecosystem of onshore and offshore RMB products around Bond Connect, and strengthens Hong Kong’s role as an international financial centre and its intermediary function for capital flows into and out of the Mainland.

Bond Connect further opens up the Mainland bond market in a controlled manner, thereby providing new impetus to the market, and improving accessibility of the market to overseas investors. Looking ahead for 2018, market participants are closely monitoring the possible benchmark inclusion in global bond indices for onshore China bonds, drawing references to Stock Connect’s role ahead of the inclusion of Chinese A-shares in MSCI’s emerging markets index in June 2017.

## RMB as a reserve currency – Not significant yet

In September 2016, the International Monetary Fund (IMF) announced the launch of the new Special Drawing Right (SDR) basket that included the RMB for the first time. Since the launch, however, take-up of the RMB internationally has been relatively low.

One of the first to add RMB to its reserves was the European Central Bank (ECB), which converted €500 million worth of U.S. dollars (US\$557 million) into RMB in June 2017. The move is symbolic of the ECB's endorsement of the RMB's role as a "reserve currency", according to the South China Morning Post (SCMP), even though Beijing imposed strict capital account controls during the first half of the year to make the RMB less freely usable. The move by the ECB means that the RMB accounts for about 0.7 percent of its reserve portfolio, far lower than the 11 percent share in the SDR basket of the IMF and reflecting the ECB's caution about the RMB. Europe became one of the few developed economies to include RMB in its reserves, the SCMP opined, because of its trade and investment exposure to China<sup>5</sup>. More recently in January 2018, Germany's central bank, the Bundesbank decided to include China's currency in its foreign exchange reserves<sup>6</sup>.

Continued growth may well be slow, some observers believe, because only a small portion of global payments are conducted in RMB, foreign ownership of Chinese stocks and bonds is low, very little trade is invoiced in RMB and only 16 percent of Chinese trade itself is settled in RMB<sup>7</sup>.

## Digital acceleration - Impressive pace

Mobile services that expand RMB usage, such as Alipay and WeChat Pay, as well as international initiatives such as SWIFT gpi, grew rapidly throughout the year.

Ant Financial's Alipay now has more than 520 million mobile payment users in China, for instance, and is expanding its international network rapidly. It signed agreements in Vietnam and the United States, among other countries, that allow Chinese customers to use Alipay when travelling abroad. As an indication of the popularity of the platform, Alibaba processed nearly 1.5 billion transactions worth US\$25.3 billion on Singles Day on 11 November, 2017 nearly 90 percent of which were on Alipay.

Not to be outdone, Tencent's WeChat Pay holds a market share of more than 40 percent in China, is expanding faster than Alipay, and was accepted in 15 countries as of December 2017.

Consumers sent US\$1.7 trillion in total payments through Alipay in 2016 compared to only US\$70 billion in 2012, according to the UN-based Better Than Cash Alliance, while WeChat Pay processed US\$1.2 trillion, up from US\$11.6 billion in 2012<sup>8</sup>.

SWIFT gpi has grown as well, with 145 transaction banks worldwide signed up to the service, and more than 35 banks now exchanging over 100,000 gpi payments per day. With over eight million gpi payments already sent over SWIFT, and corporate treasurers and other end users actively reaping the benefits of this enhanced experience, SWIFT gpi is the new standard in cross-border payments. Twenty two Chinese banks are on gpi, which strongly supports RMB internationalisation. SWIFT gpi makes RMB payments faster, transparent in terms of fees, and fully traceable. The most remarkable benefit for RMB internationalisation is the speed with all gpi payments credited to clients within 24 hours from initiation, most within hours and even minutes.

---

<sup>1</sup> China invests \$124bn in Belt and Road global trade project, BBC

<sup>2</sup> Concern for India as China's Communist Party includes Belt and Road Initiative in constitution, Economic Times

<sup>3</sup> 'Belt and Road' countries to get priority when negotiating free trade deals with Hong Kong, says commerce chief, Hong Kong Free Press

<sup>4</sup> China 2018/19 outlook: The age of the strongman, DBS

<sup>5</sup> Europe's Central Bank gives Beijing the nod on the yuan with US\$557 million conversion, South China Morning Post

<sup>6</sup> Germany to include yuan in FX reserves – central banker, Reuters

<sup>7</sup> Why the Chinese yuan won't be the world's reserve currency, The Epoch Times

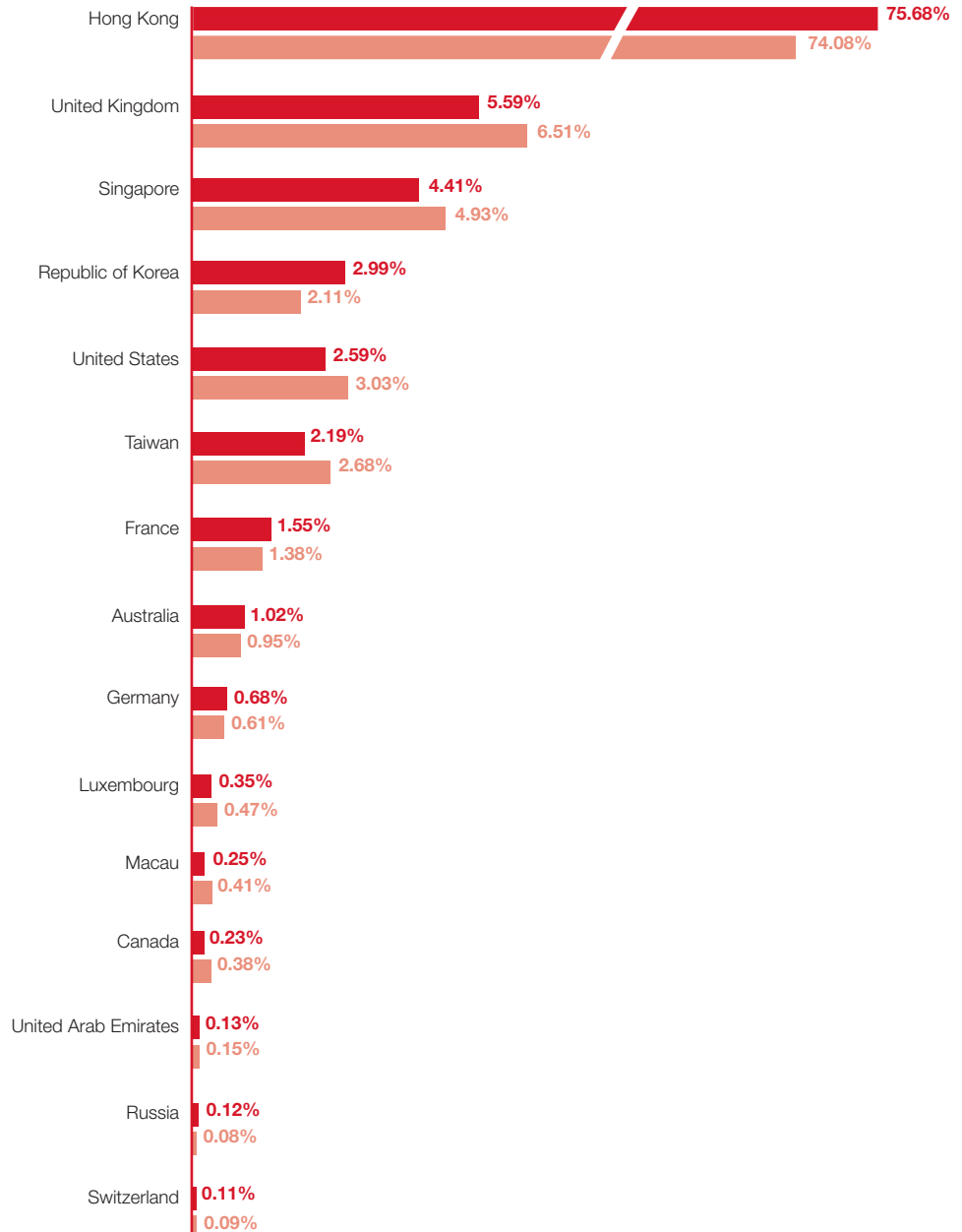
<sup>8</sup> UN report: Social network payments now reach nearly US \$3 trillion in China, Better Than Cash

## 2017 by the numbers

### Top offshore centres rankings – Hong Kong super intermediary

Hong Kong remains the largest RMB clearing centre with 75.68 percent activity share. London remains the largest clearing centre outside of Greater China, despite a drop in activity share from 6.51 percent in December 2016 to 5.59 percent in December 2017.

The drop in volume reflects a continuing decline in the share of the RMB as an international payment currency globally. Key offshore centres such as Hong Kong and Taiwan saw a “marked decline” in RMB deposits, according to the South China Morning Post, due to factors including capital controls imposed by the Chinese government and the emergence of new opportunities for direct investment into Mainland China. Fitch Ratings said it expects that the Chinese government’s policies to curb capital outflows and ongoing concerns over the Chinese currency’s depreciation could hold back the RMB’s internationalisation in the short term<sup>9</sup>.



■ 2017 ■ 2016

**Top 15 offshore RMB economies with clearing centres or RMB clearing bank by weight**  
Customer initiated and institutional payments. Inbound + Outbound traffic. Based on value. Excluding China.

Source: SWIFT Watch

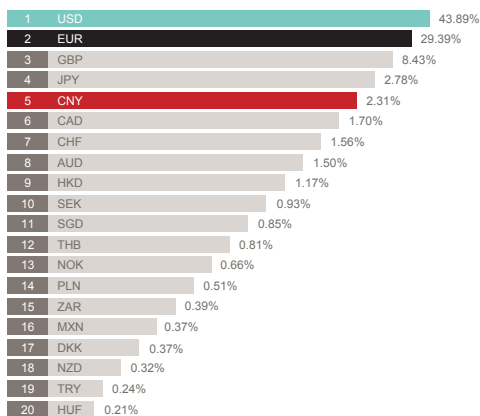
<sup>9</sup> Renminbi’s share as international payment currency drops for second month in September, South China Morning Post



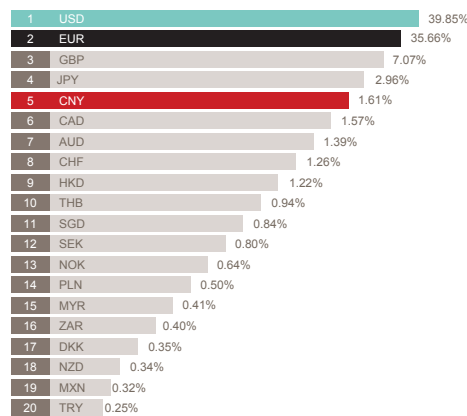
## Currency activity share – It's still a dollarised world

According to SWIFT data in December 2017, The U.S. dollar remains the predominant currency for international and domestic payments, though its activity share dropped from 43.89 percent in 2015 to 39.85 percent in 2017 while the euro grew from 29.39 percent to 35.66 percent over the same period.

### December 2015



### December 2017



### Currency activity share for domestic & international payments

Customer initiated and institutional payments.

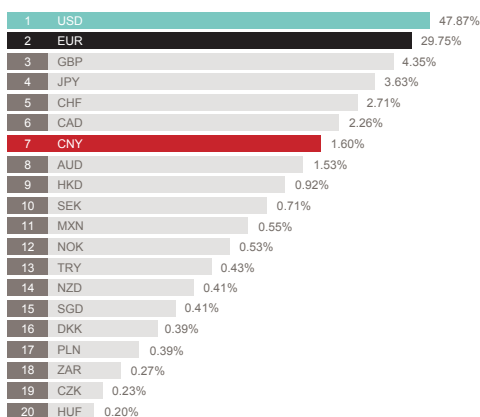
Messages exchanged over SWIFT. Based on value. MT 103, MT 202, domestic and cross-border.

VEF flows have been excluded from the table, as the figures are distorted by the rise in domestic flows caused by volatility and hyper-inflation.

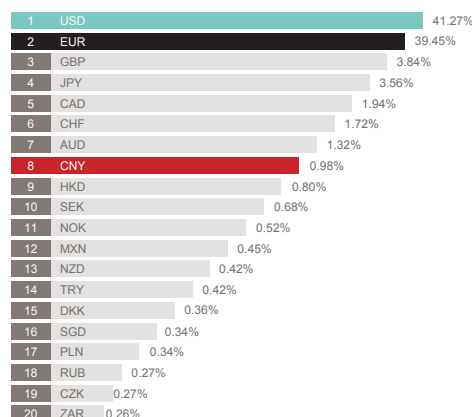
Source: SWIFT Watch

When looking at cross-border payments only and excluding intra eurozone payments, the share for EUR and USD is higher (respectively 39.45 percent and 41.27 percent). On the contrary, the RMB share is smaller when looking at cross-border payments only with an activity share of less than 1 percent.

### December 2015



### December 2017



### Currency activity share for international payments

Customer initiated and institutional payments.

Messages exchanged over SWIFT. Based on value. MT 103, MT 202, cross-border only.

Excluding payments within eurozone.

Source: SWIFT Watch

## 2017 by the numbers

(continued)

### RMB in the FX Market – More than promising

Developments in the foreign exchange (FX) market in 2017 have also had a significant impact on RMB usage.

The rapid appreciation of the RMB may have caught market players, including the People's Bank of China (PBOC) off guard, according to Barron's. As a result, the PBOC had to take extensive measures to keep the currency from overpassing and to keep overall macro stability in the Chinese system. PBOC announced in September 2017 that it was removing the 20 percent reserve requirement for onshore financial institutions to set aside when buying FX forwards for clients, a rule that was introduced on 15 October 2015 to reduce capital outflows. It also said it would scrap the reserve requirement for offshore banks' interbank RMB deposits to be held onshore<sup>10</sup>.

In January 2018, PBOC decided to relax currency controls by removing the counter cyclical factor from the formula to calculate the daily yuan fixing. The main effect is to allow higher two-way volatility in the exchange rate and amplified the strong euro impact on the yuan, said Ken Cheung, senior Asian FX strategist at Mizuho Bank. The rise has come during a concerted effort by Beijing to clamp down on capital flight, which was driving down the value of the Chinese currency.

Despite some uncertainties, RMB remains promising in the FX market.

RMB today is not a currency settled in the CLS system. The following tables show the position of the RMB relative to currency pairs that do not settle in CLS. FX MT 300 confirmation messages over SWIFT provide a real insight to RMB business globally. As stated in global benchmark the 2016 Triennial Survey whilst the renminbi was the most actively traded emerging market currency, and the world's eighth most actively traded currency, its share in global FX turnover by value is only 4 percent.

### CNY/USD is the most important currency pair in nominal amount for currency pairs not settled in CLS

As of December 2017, the prominent role of the CNY/USD pair remained unchanged: 97.08 percent of RMB trading by value is against the USD and there is no substantial liquidity in any other RMB pair. As shown on the table below, the other currency pairs for RMB trades are relatively insignificant.

Currency pairs (Currency sold – Currency bought)	Activity share (FY 2017)	By value
CNY-USD/USD-CNY	97.08%	
CNY-EUR/EUR-CNY	1.28%	
CNY-KRW/KRW-CNY	0.97%	
CNY-JPY/JPY-CNY	0.20%	
CNY-HKD/HKD-CNY	0.15%	
CNY-GBP/GBP-CNY	0.10%	
CNY-AUD/AUD-CNY	0.07%	
CNY-SEK/SEK-CNY	0.03%	
CNY-CHF/CHF-CNY	0.03%	
CNY-SGD/SGD-CNY	0.02%	

Currency pairs (Currency sold – Currency bought)	Activity share (FY 2017)	By volume
CNY-USD/USD-CNY	84.14%	
CNY-KRW/KRW-CNY	11.09%	
CNY-EUR/EUR-CNY	2.04%	
CNY-JPY/JPY-CNY	0.93%	
CNY-HKD/HKD-CNY	0.73%	
CNY-AUD/AUD-CNY	0.23%	
CNY-GBP/GBP-CNY	0.19%	
CNY-CAD/CAD-CNY	0.14%	
CNY-SGD/SGD-CNY	0.13%	
CNY-CHF/CHF-CNY	0.07%	

### RMB currency pairs worldwide

Live and delivered, MT 300s new confirmations minus cancellations, including transactions when either leg is CNY.

Source: SWIFT Watch

<sup>10</sup> What next for the Chinese yuan, Barrons

**RMB in the FX Market –  
More than promising**  
(continued)

Country	Activity share (FY 2017)	By value
China	30.05%	
United Kingdom	25.89%	
Hong Kong	19.70%	
United States	5.40%	
France	4.53%	
Singapore	3.77%	
Japan	2.19%	
Australia	1.73%	
Switzerland	1.71%	
Republic of Korea	1.18%	

Country	Activity share (FY 2017)	Total Volume (FY 2017)	By volume
United Kingdom	40.66%	11,890,764	
Republic of Korea	11.59%	3,388,312	
Hong Kong	10.79%	3,155,108	
United States	9.55%	2,793,914	
China	8.73%	2,553,807	
France	4.56%	1,334,156	
Singapore	2.49%	727,840	
Switzerland	2.44%	714,435	
Japan	1.97%	577,150	
Germany	1.75%	512,702	

**Top trading locations of RMB currency pairs**

Live and delivered, MT 300s new confirmations minus cancellations, including transactions with either leg is CNY.

Source: SWIFT Watch

**Top trading locations for currency pairs that do not settle in CLS**

When looking at the currency pairs that do not settle in CLS, the United Kingdom is the most important trading centre in the world with 32.99 percent weight in value, followed by France with 9.85 percent, the United States with 9.22 percent and China with 8.48 percent. In terms of volumes, the United Kingdom leads, followed by the United States, France, Hong Kong and Turkey.

When looking to the top trading locations for RMB relative to all other currency pairs that do not settle in CLS, as can be expected China is the location with the largest share of RMB value traded with 30.05 percent, and is followed by the United Kingdom with 25.89 percent, and Hong Kong with 19.70 percent.

In terms of volumes, however, the United Kingdom sits on top with 40.66 percent, whilst China is only 5th with 8.73 percent falling below Korea, Hong Kong and the United States.

# Transacting with China and Hong Kong

## RMB usage across different countries

While the RMB's ranking as a world payment currency remained stable since 2015, certain corridors remain very important and usage is likely to grow.

Growing usage of the RMB for BRI projects across Asia and Eastern Europe could increase volumes, particularly, as Chinese firms' potentially move to transactions denominated in RMB. Not unexpectedly, banks are stepping up to take advantage of the shift.

China is also pushing countries along the BRI to allow greater usage of the RMB, though countries are not always responding favourably. In Pakistan, for instance, the Tribune said that China wants Pakistan to allow the usage of RMB in the Gwadar Free Zone in order to avoid exchange rate risks. The Tribune noted, however, that this means that speculation between the two currencies will increase, creating multiple layers of exchange rates along with a currency swap agreement, which can prove to be quite disruptive<sup>11</sup>.

Bangladesh has similar concerns, with the Dhaka Tribune opining an underlying aim of BRI is to introduce the RMB as a currency of international transactions as well as to channel Chinese foreign reserves to develop the infrastructures of Asian countries. It said the challenges, though, include the risk of macro-economic stability, corruption, policy deficits, a lack of transparency and Sino-Indian rivalry<sup>12</sup>.

Although companies in more than 100 countries are using RMB for trade and PBOC said in a report in October 2017 that it expects "the scope of international use of RMB will be further expanded," the value of trade deals settled in the RMB fell 35.5 percent year-on-year to 4.1 trillion RMB (US\$ 622 billion) in 2016 and RMB settlement accounted for 16.9 percent of China's total goods trade in 2016 compared to 22.6 percent in 2015<sup>13 14</sup>.

As shown in the histogram below, which is based on SWIFT data for the full year 2017, the top trade partners of China are using RMB significantly (more than 15 percent) for payments to China and Hong Kong. The United States is the exception; despite the fact the United States is the first trade partner of China, the usage of RMB for payments to China and Hong Kong is low compared to the other trade partners.

When extending the analysis to the 23 first trade partners of China and according to the World Bank, there does not seem to be any correlation between the importance as a trade partner and RMB usage for payments to China/Hong Kong.

As shown on the chart below, the United States are the most important trade partner of China, but payments in RMB between the two countries remain very low at less than 5 percent. Same for Japan, the second trade partner of China that uses RMB for less than 25 percent of payments in value. It is interesting to see that less important trade partners of China such as Singapore, UAE, and Canada are using RMB for more than 30 percent of payments in value. Republic of Korea stands out the most: third trading partner of China and most active country using RMB for payments with more than 86.64% percent in value.

---

<sup>11</sup> Making sense of China's currency use demand, the Tribune

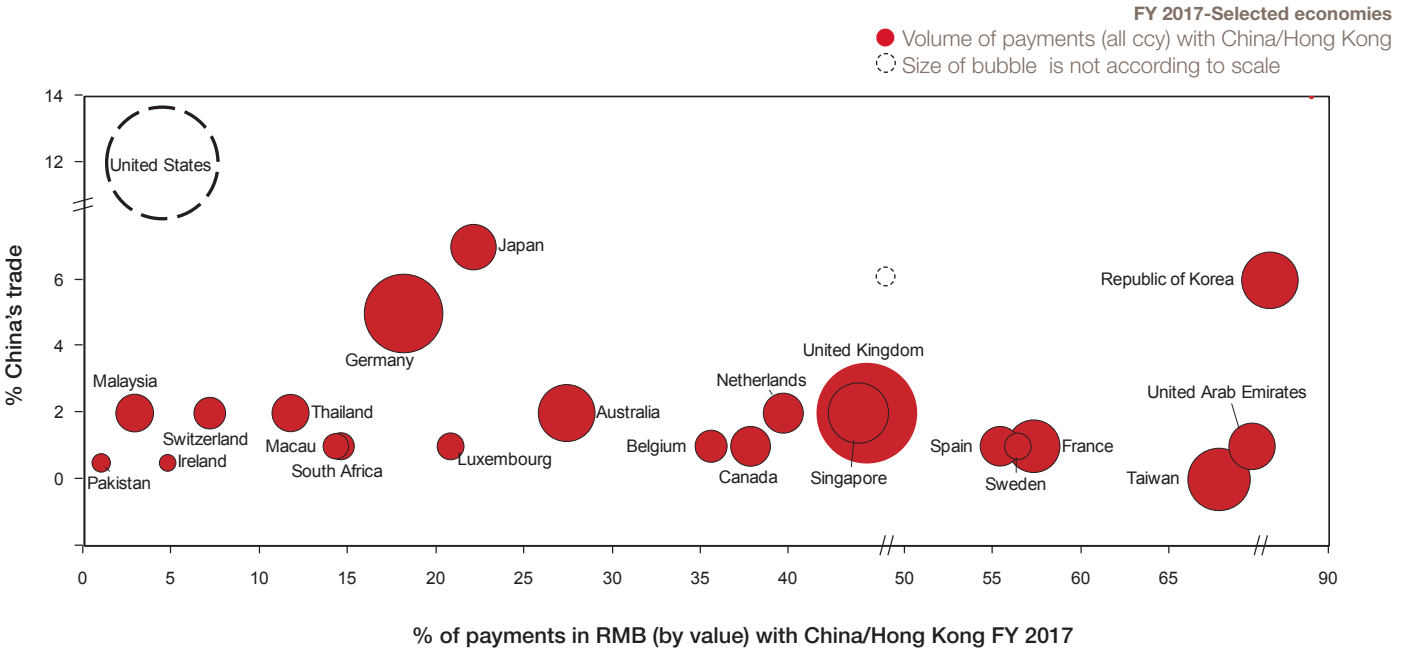
<sup>12</sup> What One Belt One Road means for Bangladesh, Dhaka Tribune

<sup>13</sup> China says yuan will gradually become a global reserve currency despite drop in use last year, gbtimes

<sup>14</sup> 2017 RMB Internationalization Report, People's Bank of China

### RMB usage by country for commercial payments ending in China and Hong Kong

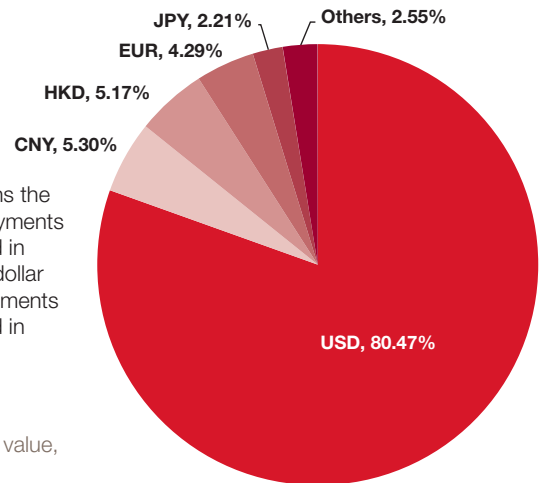
Live and delivered, MT 103 and MT 202, direct and indirect, cross-border, excluding central banks



World Bank (Import and Export) by China / Hong Kong, 2016

Source: SWIFT Watch

RMB usage remains low as USD remains the dominant currency globally, even for payments where the ultimate beneficiary is located in China or Hong Kong. Indeed, the U.S. dollar represents more than 80 percent of payments where the ultimate beneficiary is located in China or Hong Kong.



**FY2017**  
Source: SWIFT Watch

### Worldwide currency usage of commercial payments ending in China/Hong Kong

Live and delivered, MT 103 and MT 202, cross-border, excluding central banks, based on value, FY2017

## What can we expect in 2018?

With capital controls in place and uncertainties over future regulations, there are a few clear catalysts that could enable rapid growth of the RMB for international trade in 2018. That said, the impact of BRI outlined earlier and several other initiatives could have a positive impact on trade and payments using RMB.

One area, according to DBS Bank, could be greater use of the RMB in commodity trading. If Saudi Arabia follows in Russia's footsteps with RMB settlement for oil transactions, for instance, the industry could go through a paradigm shift. RMB-denominated gold contracts traded in the Hong Kong and Dubai exchanges are already propelling the development, DBS said, and allowing oil exporters to invest their RMB proceeds<sup>15</sup>.

CNBC similarly noted that China is working on a new strategy enlisting energy markets to help price oil contracts in RMB. China is the world's top oil importer, so Beijing sees it as only logical that its own currency should price oil. But beyond that, moving away from the U.S. dollars is a strategic priority for countries such as China and Russia, which aim to reduce their dependency on the U.S. dollar and limit their exposure to U.S. currency risk or the politics of American sanctions regimes. "The plan is to price oil in RMB using a gold-backed futures contract in Shanghai," CNBC supported, though "the road will be long and arduous."<sup>16</sup>

While the future of RMB growth is uncertain for 2018, key programmes are being put in place that could lead to growth in RMB usage over the longer term.

---

<sup>15</sup> China 2018/19 outlook: The age of the strongman, DBS

<sup>16</sup> Petro-yuan: China wants to dethrone dollar, RMB-denominated oil contracts, CNBC

## About SWIFT and RMB Internationalisation

Since 2010, SWIFT has actively supported its customers and the financial industry regarding RMB internationalisation through various publications and reports. Through its Business Intelligence Solutions team, SWIFT publishes key adoption statistics in the RMB Tracker, insights on the implications of RMB internationalisation, perspectives on RMB clearing and offshore clearing guidelines, as well as engaging with offshore clearing centres and the Chinese financial community to support the further internationalisation of the RMB.

SWIFT fully supports global RMB transactions through its global network and messaging services, as well as RMB-focused value added services. SWIFT also has strategic collaboration with CIPS, facilitating more efficient RMB cross border payment transactions.

Please visit [www.swift.com](http://www.swift.com) for more information about RMB Internationalisation or join our new 'Business Intelligence Transaction Banking' LinkedIn group.

## Support your RMB strategy with fact-based insights

The growing importance of the RMB currency and its role in financial markets is evident. Because of this, financial institutions and corporates have already started to build their RMB strategy or are planning to do so in the near future but need more fact-based information to identify where their organisation stands.

To support banks' strategic development, SWIFT Business Intelligence provides insights into the use of all currencies, including the RMB. In order to obtain more granular market information on the internationalisation of the RMB as well as a competitive framework, SWIFT has developed three solutions:

- The **Watch** platform, a portfolio of online reporting and analytical tools that allows banks to access unique analysis and insights into their correspondent banking business through volume, value and currency analysis, as well as compare their performance against the market.
- **RMB Market Insights analysis** report provides fact-based quarterly market analysis using unique data only available from SWIFT Business Intelligence
- Similarly, the **customised RMB analysis** leverages SWIFT's unique data and provides crucial peer competition and strategic insights to optimise your business and support your decision-making.

For further information about SWIFT's Business Intelligence RMB Consulting Services and the full Business Intelligence portfolio, please visit [swift.com](http://swift.com) or e-mail [Watch@swift.com](mailto:Watch@swift.com)

## Measure your performance with SWIFT FX Performance Insights

The FX market is one of the largest in the world but as a decentralised market it is very difficult to compile accurate amalgamated metrics. There isn't one "exchange" where every trade is recorded. At Sibos 2016, SWIFT announced a new FX service that allows its customers to continuously measure their FX business performance and make more informed strategic decisions, based on metrics derived from actual transactions rather than survey-based information

- **SWIFT FX Performance Insights** enables you to continuously measure your FX business performance against those of your peers, and so make more informed strategic decisions, based on metrics derived from actual transactions rather than survey-based information.
- This benchmarking service can be customised based on your selected parameters, such as product group (cash, options), currency, customer segment (Investment managers, Corporates, Custodian 'Insourcers'...) and region.
- The service deliverables are a set of monthly reports provided in a PDF-based layout. Individual details on each of the peers, anonymised except for that of the subscriber, are shown in order of ranking for that month.

For further information about SWIFT FX Performance Insights, please visit [swift.com](http://swift.com) or e-mail [Watch@swift.com](mailto:Watch@swift.com)

元











## About SWIFT

SWIFT is a global member-owned cooperative and the world's leading provider of secure financial messaging services.

We provide our community with a platform for messaging and standards for communicating, and we offer products and services to facilitate access and integration, identification, analysis and financial crime compliance. Our messaging platform, products and services connect more than 11,000 banking and securities organisations, market infrastructures and corporate customers in more than 200 countries and territories, enabling them to communicate securely and exchange standardised financial messages in a reliable way.

As their trusted provider, we facilitate global and local financial flows, support trade and commerce all around the world; we relentlessly pursue operational excellence and continually seek ways to lower costs, reduce risks and eliminate operational inefficiencies. Headquartered in Belgium, SWIFT's international governance and oversight reinforces the neutral, global character of its cooperative structure. SWIFT's global office network ensures an active presence in all the major financial centres.

For more information, visit [www.swift.com](http://www.swift.com).

## Disclaimer

This report is provided for information only. If the customer or any third party decides to take any course of action or omission based on this report and/or any conclusion contained therein, they shall do so at their own risk and SWIFT shall not be liable for any loss or damage, arising from their acts or omissions based on this report and/or any recommendations contained therein.